




Week Beginning 18th January 2021 Year 2

These activities are to be completed any time **during this week.**

Reading	<p>Oxford Owl has lots of free eBooks available on their website (link is below)</p> <p>Activity Read with your child every day. You can record their progress in their yellow reading record.</p> <p>https://home.oxfordowl.co.uk/reading/free-ebooks/</p>
Science	<p>We are continuing to look at 'Living things and their Habitats' this week. This week we are looking at Local Habitats.</p> <p>Watch the three BBC Bitesize videos on 3 different local habitats – urban, woodland and pond.</p> <p>https://www.bbc.co.uk/bitesize/topics/zx882hv/articles/zw2syrd</p> <p>https://www.bbc.co.uk/bitesize/topics/zx882hv/articles/zc42xnb</p> <p>https://www.bbc.co.uk/bitesize/topics/zx882hv/articles/ztf4kqt</p> <p>Activity Draw a picture of one of these habitats and label the living things in the habitat.</p>
Topic	<p>Now that you have drawn and labelled your castles</p> <div><p>Alex</p></div> <div><p>Laura</p></div> <div><p>Eva</p></div> <p>Find out information about the parts of a castle</p> <p>https://www.youtube.com/watch?v=g6rmtMx_xX4</p> <p>Activity Do some research online (remembering our SMART rules) or watch the attached PowerPoint on 'Parts of a Castle' and write a Fact File about 3 different parts of a castle that you have labelled. You can make your own or you can use the attached template.</p>

	<p>Listen to this song – ‘Hairy, Scary Castle’</p> <p>https://www.youtube.com/watch?v=rhywnO37i8Y</p> <p>Activity</p> <p>Listen to the song – ‘Hairy Scary Castle’ and see if you can find ways of making the different sounds using your body or objects in your home as you sing along.</p> <p>Here are some ideas –</p> <table><tr><td>door:</td><td>vocal squeak ranging from low to high</td></tr><tr><td>skeleton:</td><td>rattling finger nails on table top</td></tr><tr><td>rat:</td><td>high pitched squeak</td></tr><tr><td>clock:</td><td>clicking tongue</td></tr><tr><td>stairs:</td><td>deep creaking vocal sounds</td></tr><tr><td>banging doors:</td><td>stamping feet</td></tr><tr><td>wind:</td><td>whooshing sound</td></tr></table>	door:	vocal squeak ranging from low to high	skeleton:	rattling finger nails on table top	rat:	high pitched squeak	clock:	clicking tongue	stairs:	deep creaking vocal sounds	banging doors:	stamping feet	wind:	whooshing sound
door:	vocal squeak ranging from low to high														
skeleton:	rattling finger nails on table top														
rat:	high pitched squeak														
clock:	clicking tongue														
stairs:	deep creaking vocal sounds														
banging doors:	stamping feet														
wind:	whooshing sound														
Writing	<p>Talk for Writing</p> <p>Watch the video of children performing – Kassim and the Greedy Dragon</p> <p>https://vimeo.com/62362332</p> <p><u>Kassim and the Greedy Dragon.</u></p> <p>Once upon a time there was a poor boy called Kassim who lived on the edge of a dark forest. Early one frosty morning he woke up and began the walk to school. But his Mummy warned him, “Beware of the greedy dragon!” So he walked and he walked and he walked, jiggety-jog, jiggety-jog, jiggety-jog, until he came to a damp, dark cave.</p> <p>The first time Kassim looked into the cave he saw dark shadows shivering! The second time Kassim looked into the cave he heard a heavy footsteps shuffling! The third time Kassim looked into the cave he saw a pile of glittering jewels!</p> <p>A moment later Kassim crept into the darkness and took not one, not two, but three huge diamonds that glowed like fire light!</p> <p>Unfortunately something else was alive inside the cave!</p> <p>Something very large, something very hungry. It was the Greedy Dragon! With teeth like daggers and claws like knives and jaws of the coldest steel! It shivered in the shadows, shuffled its wings and snorted its fiery breath.</p>														

	<p>Kassim screamed, and he ran and he ran and he ran, jiggety-jog, jiggety-jog, jiggety-jog. With the dragon shivering and shuffling along behind him snorting its fiery breath.</p> <p>Sooner rather than later Kassim arrived home. Just in the nick of time with his coat tails singed behind him. But in his hand he held not one, not two, but three glittering stones like giant seeds of greed!</p> <p><u>Pie Corbett</u></p> <p>Activity Learn the story over the next two weeks – you can make up your own actions. We are using this story to help us make up our own stories by the end of this half term.</p>
PE	<p>Joe Wicks is back! Joe Wicks PE lessons are available on YouTube this week.</p> <div data-bbox="329 835 532 963" data-label="Image"> </div> <p>Use the 'Home Learning Pack' attached to the email with suggestions for activities to do during the next two weeks.</p> <p>Here's one of the activities to start you off-</p> <div data-bbox="946 1050 1336 1228" data-label="Image"> </div> <p>Activity <u>Battleships</u> <u>Sending and aiming skills</u></p> <p><u>Equipment</u>: 6 objects to throw at, 2 balls/bean bags or rolled up socks to throw How to play:</p> <p>With a partner, each player places three targets (battleships) in front of them.</p> <ul style="list-style-type: none"> •Players take turns to throw an object towards their opponent's battleships. •Each time a battleship is hit, it is removed. •Players are not allowed to stop the object from hitting a battleship. •The winner is the first player to hit all of their partner's battleships <p><u>Challenges</u>:</p> <ol style="list-style-type: none"> 1. Play the game again, but this time can you stand further away from your partners battleships. 2. Turn around and find a way of throwing the socks backwards. 3. Can you add in more battleships so you have 5 targets to hit.

	<p>STEP Space - make the battleships bigger or smaller . Task - add in more battleships or take them away. Equipment - use different size balls to hit the battleships People - Partner can act a goalkeeper to stop the ball/sock etc</p> <p>Video: https://www.youtube.com/watch?v=ltZDzIEeP_4&list=PLnwoPgo24bhmqV8Y76iXnwYw9T9AlxbqJ&index=4&t=0s</p>
RE	<p>RE – Local Church – Community</p> <p>Session 4 – The Gospel Reading</p> <p>Watch the video of The Gospel reading</p> <p>https://www.youtube.com/watch?v=-QCjFLTfoEA</p> <p>The sign of the cross on our forehead, lips and heart mean – helping us to think like Jesus, speak like Jesus and love like Jesus.</p> <p>Activity Write on the attached worksheet ways that you can think, speak and love like Jesus.</p> <p>eg I can think like Jesus when I always make the right choice. I can speak like Jesus when I say I love you to my family. I can love like Jesus when I help people who are sad.</p>
PHSE/Ten Ten	<p>Unit 3 – Emotional Well-Being www.tentenresources.co.uk (letters about log ins will be sent out this week)</p>