


Week Beginning 11th January 2021 Year 2

These activities are to be completed any time **during this week.**

Reading	<p>Oxford Owl has lots of free eBooks available on their website (link is below)</p> <p>Activity Read with your child every day. You can record their progress in their yellow reading record.</p> <p>https://home.oxfordowl.co.uk/reading/free-ebooks/</p>
Science	<p>We are continuing to look at 'Living things and their Habitats' this week. This week we are looking at 'Living, Dead or Never Alive'. We have attached to this email, a power point presentation to go through with your child and below is a link to a BBC Bitesize video called 'Is it alive?'</p> <p>https://www.bbc.co.uk/bitesize/topics/z6882hv/articles/zs73r82</p> <p>Activity Draw/photograph 3 things – something that is living, something that is dead and something that has never been alive.</p>
Topic	<p>In school we are looking at Illuminated Letters.</p> <p>Activity Design your own Illuminated Letter using your first name initial. You can make it out of things you can find in the house, you can sew it, stick it, build it – be creative! Even just some colouring pencils will you give an amazing effect. Please send us pictures of completed ones as we would love to add them to our display in school.</p> 

We are also thinking about ourselves as individuals – celebrating what makes us who we are. Did you know that many rich families who lived in castles had a coat of arms? These were the symbols that would be displayed around the castle and also appear on a knights shield.

Activity

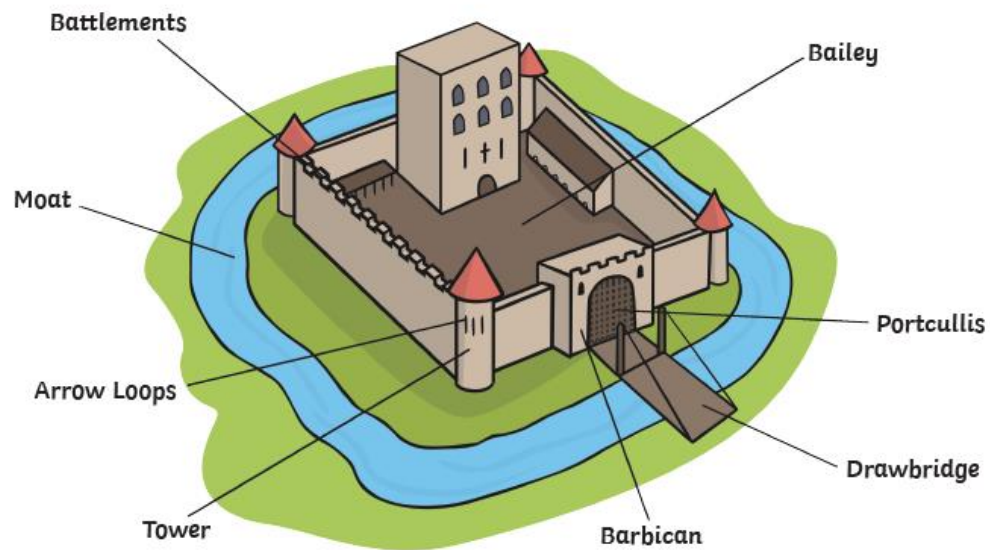
Create your own coat of arms that represents you as a person.

You can either cut out the shape of a shield and divide it into 4 or simply fold a piece of paper into 4 and draw a different picture in each section. If you are brave you might draw a lion or a dragon or if you are a quiet person you might draw a mouse. You could draw your family, your favourite food, your pet or something that represents what activities you like doing. We have put some pictures below of ones we have created in class.



Look at the diagram below –


Parts of a Castle



Activity

Label your castle picture from last week. Did you have a drawbridge, moat – can you draw one on your picture?

Look at the Glasgow coat of arms and the poem that was written about it -



There's the tree that never grew,
There's the bird that never flew,
There's the fish that never swam,
There's the bell that never rang.

Activity

Write your own 4 lined poem about your coat of arms.
eg... There's my family who make me smile,

There's a lion who's brave like me

There's my dog who is cuddly and soft

There's some strawberries – I love them!

Talk for Writing

Watch the video of children performing – Kassim and the Greedy Dragon

<https://vimeo.com/62362332>

Kassim and the Greedy Dragon.

Once upon a time there was a poor boy called Kassim who lived on the edge of a dark forest. Early one frosty morning he woke up and began the walk to school. But his Mummy warned him, "Beware of the greedy dragon!" So he walked and he walked and he walked, jiggety-jog, jiggety-jog, jiggety-jog, until he came to a damp, dark cave.

The first time Kassim looked into the cave he saw dark shadows shivering! The second time Kassim looked into the cave he heard a heavy footsteps shuffling! The third time Kassim looked into the cave he saw a pile of glittering jewels!

A moment later Kassim crept into the darkness and took not one, not two, but three huge diamonds that glowed like fire light!

	<p>Unfortunately something else was alive inside the cave! Something very large, something very hungry. It was the Greedy Dragon! With teeth like daggers and claws like knives and jaws of the coldest steel! It shivered in the shadows, shuffled its wings and snorted its fiery breath.</p> <p>Kassim screamed, and he ran and he ran and he ran, jiggety-jog, jiggety-jog, jiggety-jog. With the dragon shivering and shuffling along behind him snorting its fiery breath.</p> <p>Sooner rather than later Kassim arrived home. Just in the nick of time with his coat tails singed behind him. But in his hand he held not one, not two, but three glittering stones like giant seeds of greed!</p> <p><u>Pie Corbett</u></p> <p>Activity Learn the story over the next two weeks – you can make up your own actions. We are using this story to help us make up our own stories by the end of this half term.</p>
PE	<p>Joe Wicks is back! Joe Wicks PE lessons are available on Youtube this week. We would like to complete two of his lessons. You can do them live with Joe Wicks or watch them at any time.</p>
RE	<p>RE – Local Church – Community</p> <p>Session 1 - What is the Bible? The Bible is God’s word and is important to Christians. It is a collection of books separated into the Old and New Testament. The Old Testament tells us about the time before Jesus and the New Testament tells us about Jesus and the beginning of the church.</p> <p>Activity Watch these two Old Testament bible stories https://www.youtube.com/watch?v=qzYjy6lhRag and https://www.youtube.com/watch?v=NuedVFB8-7Y Watch these two New Testament bible stories https://www.youtube.com/watch?v=uYLHqdSO9OY and https://www.youtube.com/watch?v=Ry2MaMyvGo</p> <p>Activity Design a front cover for the Bible showing that it is a special book for the people of God.</p> <p>Session 2 – The Gospels There are four gospels each named after the person who wrote them – Matthew, Mark, Luke</p>

	<p>and John. They come in the New Testament and tell of Jesus' life on earth, his birth, his teaching, his friends who he called to help him and his death and resurrection.</p> <p>Activity Colour in the Four Gospels colouring page – each showing images of their events and stories (attached to Mondays email).</p>
PHSE/Ten Ten	Unit 3 – Emotional Well-Being www.tentenresources.co.uk (letters about log ins will be sent out this week)