

# ST. HELEN'S NEWS

ASSISTANT  
CATHOLIC  
TRUST



3rd December 2021

<https://www.facebook.com/sthelenswestcliff/>

## Our Mission Statement


Respect yourself  
Respect everyone in our school community  
Respect everyone in our local community  
Respect everyone in our global community  
But most of all, respect God our Father in Heaven

## HEDGEHOGS & SQUIRRELS

### STARTING IN JANUARY 2022

We would like to invite parents of our Reception children to come and read with your child every Friday at 2.45pm. We will be starting this in January.


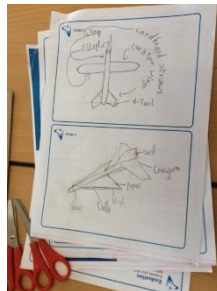
Friday 7th January 2.45 pm  
Friday 14th January 2.45 pm  
Friday 21st January 2.45 pm  
Friday 28th January 2.45 pm



## Senior Leaders Special Mentions

To everyone who took part in the sorry and reconciliation services- you sang beautifully and responded well to the thoughts shared with you by Father Alex.

Seagulls class for your impressive and informative assembly about St. Andrew. Thank you- the rest of the school really enjoyed it.



5 Walter Tull  
designing and  
making paper  
gliders.



3 Robins busy making  
stone soup



Year 3 enjoying a  
wonderful day of  
sketching, healthy  
exercise and fun at  
Priory Park.



## ONLINE SAFETY HELP GUIDES

Each week we are going to be sending you tips for keeping your children safe online. This will be on our website under Useful links and will be emailed to you too.

## November Science Challenge

Thank you to Diona Sunil, Fox O'Hart, Georgina Lee, Harrison Lee, Jovita Sebastian and Reanne Walulya who entered the challenge. The winner was Jovita who produced a blog/short podcast explaining what happens to the light as it hits water. Mrs Miller



## STARS OF THE WEEK



R Hedgehogs	Emma Sulewska vel Michalak
R Squirrels	Jaiden Ennifal
1 Jellyfish	Willow Pinnock
1 Starfish	Lily-Rose Nwokeji
2 Oysters	Yeora Yazbeck
	Tiwa Fakua
	Harper Carter-Green
2 Seahorses	Amari Abdul
3 Robins	Aaron Parirenyatwa
3 Seagulls	Dorinda Sithole
4 Fountains	Somto Eze
4 Gideon	Quianne Concepcion
5 Rosa Parks	Lilly Rose McGarvey
5 Walter Tull	Ava Pinnock
6 St. Anthony	Fraser Abrahams
6 St. Raphael	Angeline Pasion

## POSITIVE PLAY SUPERSTARS

Zara Keeton  
Maja Pulwin  
Lily Lewis  
Emmanuel Aformale  
Aiden Geci  
Beau Ruddock  
Amber Lara  
Hazelina Machado  
Angel Calabazon

**St. David 352**  
**St. Patrick 417**  
**St. Andrew 572**  
**St. George 406**

## RE Topics – ADVENT/CHRISTMAS

**Early Years – BIRTHDAY** Looking forward to Jesus' birthday

**Year 1 – WAITING** Advent a time to look forward to Christmas

**Year 2 – PREPARATIONS** Advent; preparing to celebrate Christmas

**Year 3 – VISITORS** Advent; waiting for the coming of Jesus

**Year 4 – GIFT** God's gift of love and friendship in Jesus

**Year 5 – HOPE** Advent; waiting in joyful hope for Jesus; the promised one

**Year 6 – EXPECTATIONS** Jesus born to show God to the world

## DECEMBER EVENTS

Wed 8th Dec	1 Jellyfish Nature Area—please wear appropriate clothes to school
Thurs 9th Dec	Year 1 Jellyfish & Starfish Songs from their Nativity 2pm school field
Fri 10th Dec	Year 2 Seahorses & Oysters Songs from their Nativity 2pm school field
Mon 13th Dec	Year 3 & Year 4 Carol Service 2pm school field
Tues 14th Dec	Squirrels & Hedgehogs Songs from their Nativity 2 pm school field
Wed 15th Dec	Christmas Dinner
Thurs 16th Dec	Year 5 & Year 6 Carol Service 2pm school field
Fri 17th Dec	last day of school
Back to school	Wednesday 5th January 2022



Class 3 Robins were learning how to write and follow instructions. They made a special potion and said some magic words. What do you think happened to the teachers?



## DECEMBER SCIENCE CHALLENGE

You will need □ Collection of materials (e.g. foil, plastic, card, cotton, leaves) □ Jug of water □ Small toy □ Egg box or other small container □ Paper and glue

**TRY THIS INDOORS/OUTDOORS ....** Make a shelter  
Collect some different materials together from indoors (e.g. foil, card, plastic, cotton) and/or outdoors (e.g. sticks, leaves). Use the materials to make a waterproof mini shelter for a toy. You could start by making a framework like the one in the picture and then put different materials over it. Once the shelter is finished, put a small toy inside and spray or drip water over the top. Try changing the material to find out which one is best at keeping the toy dry.

**WHAT DO YOU NOTICE?** Things to talk about ...  
Which materials are best at keeping the toy dry? Why do you think this is? Which materials let the water through? Do they let the water through straight away or after a bit of time? Which materials soak up the water?

Once again, email photos/answers to [year6@st-helens.southend.sch.uk](mailto:year6@st-helens.southend.sch.uk) or send to Mrs Miller in year 6.

Can't wait to see your ideas. Due in first week back in January!



SRP had a busy day in the nature area. Firstly, they explored, finding fairy doors and bird boxes. Next, we lit a fire and discussed what materials would burn and the reasons for this. We discussed the properties of these materials and used a wide vocabulary - reversible, irreversible changes and flammable. After this, we all enjoyed smores - some for the first time!

To finish the morning, we built our own dens, again thinking carefully about the materials we used. In the afternoon, we evaluated these dens, again thinking of the properties of each material. Our last activity of the day was to build and test a kite. As it was a windy day, it gave us good flying conditions but we had a mixture of success!



North Road, Westcliff On Sea, Essex, SS0 7AY

Tel: 01702 343823

Email: [office@st-helens.southend.sch.uk](mailto:office@st-helens.southend.sch.uk)

School Website: [www.st-helens.southend.sch.uk](http://www.st-helens.southend.sch.uk)

School Gateway: [www.schoolgateway.com](http://www.schoolgateway.com)

Facebook: <https://www.facebook.com/sthelenswestcliff/>